

Staffing & Skilling Solutions since 2008!!

“We are a Transformation Human Capital Organization”



VISION INDIA

Staffing | Skilling | Rural BPO



What is Vision Time?



An 'android' application/ 'ios' web based attendance solution

Employees can punch in an out from any location

Date, time & location registered

Real time attendance data available



Vision Time – Advantage



Offline Punching when there is NO-INTERNET connection



7 Days back up store in mobile in offline mode



Android file size approx. 2.6 MB only



Employee can download self attendance report




Employer can view real time attendance for all it's employees

Easy Installation


Go to  Google Play

1. Type in **visiontime**

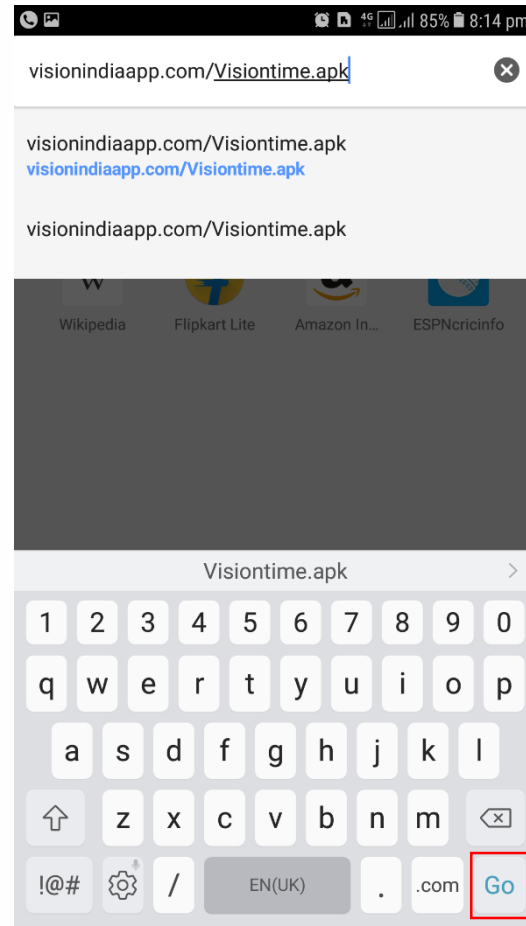


2. Click on the icon to proceed installation

3. Click on install to complete installation 😊



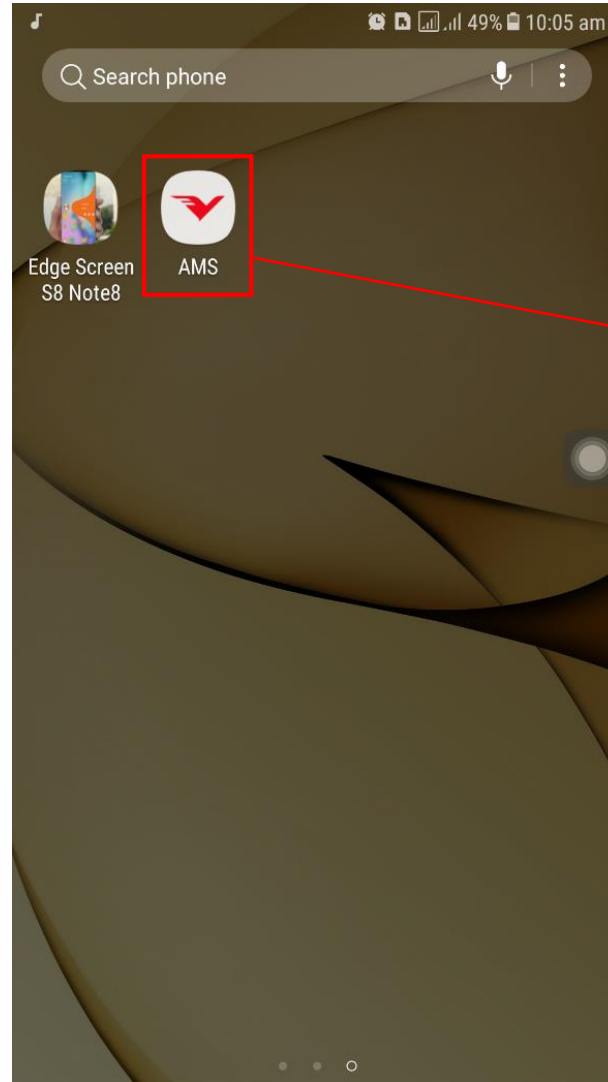
Step 1: Copy or type url: <https://visionindiaapp.com/VisionTime.apk>



After typing link, press go button in mobile keypad.

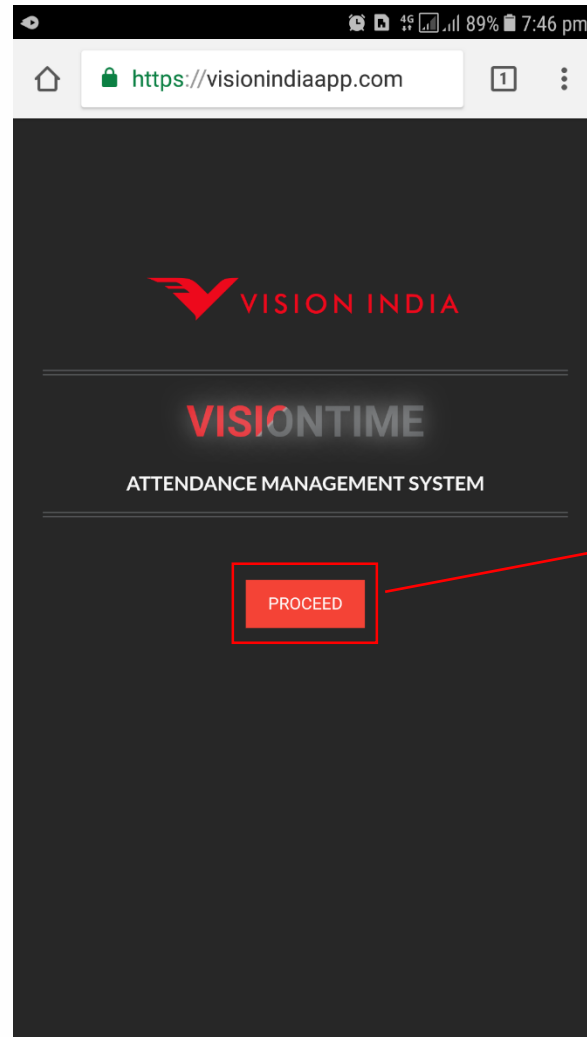


Step 2: Click on AMS Icon to open the app.



Click to open the Application

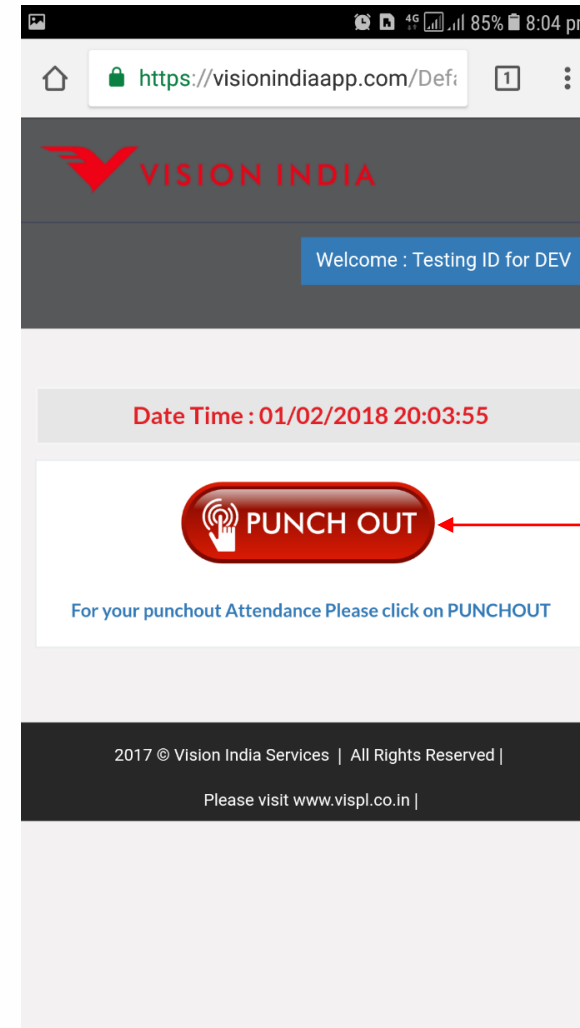
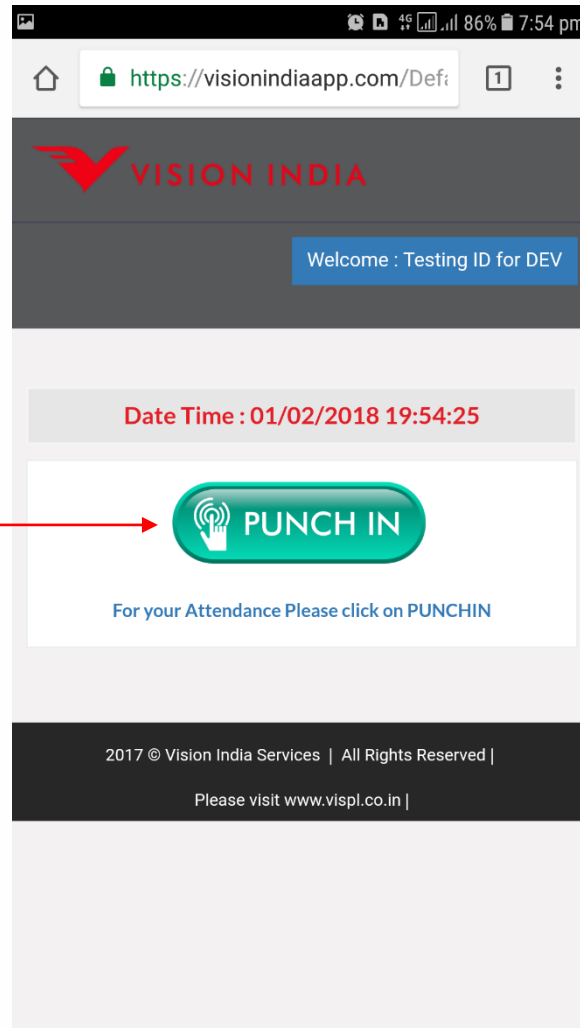
Step 3: Click on proceed for login page.



Click on button to
login page.

Easy to Attendance App

To mark attendance,
simply click on
'PUNCH IN'



To mark attendance,
out click on
'PUNCH OUT'



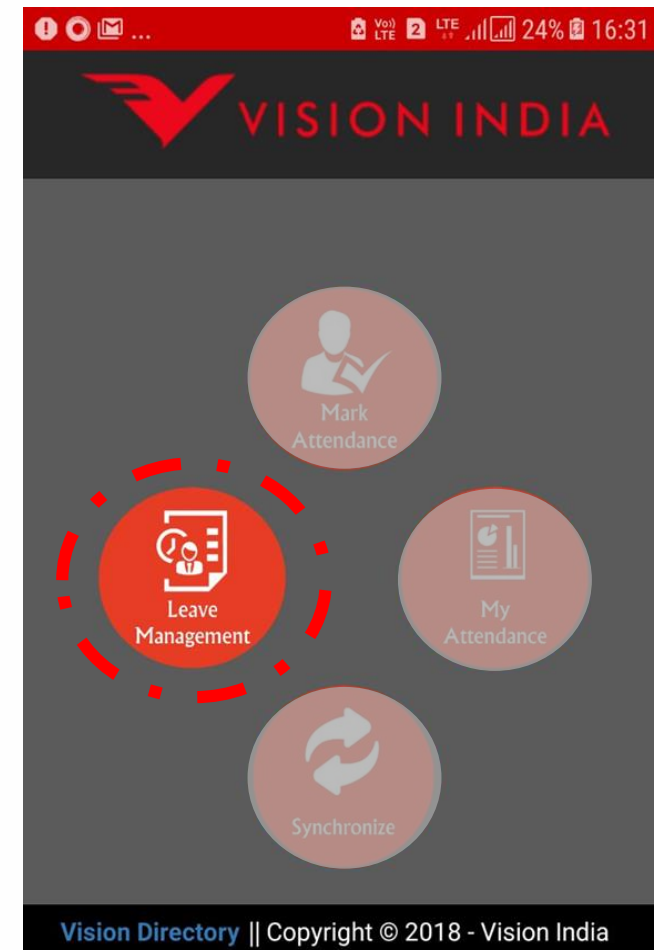
Leave Management @ Vision Time

Leave Management option under development

Ability to apply leave & OD from App itself

Approval/Rejection of manager from App itself

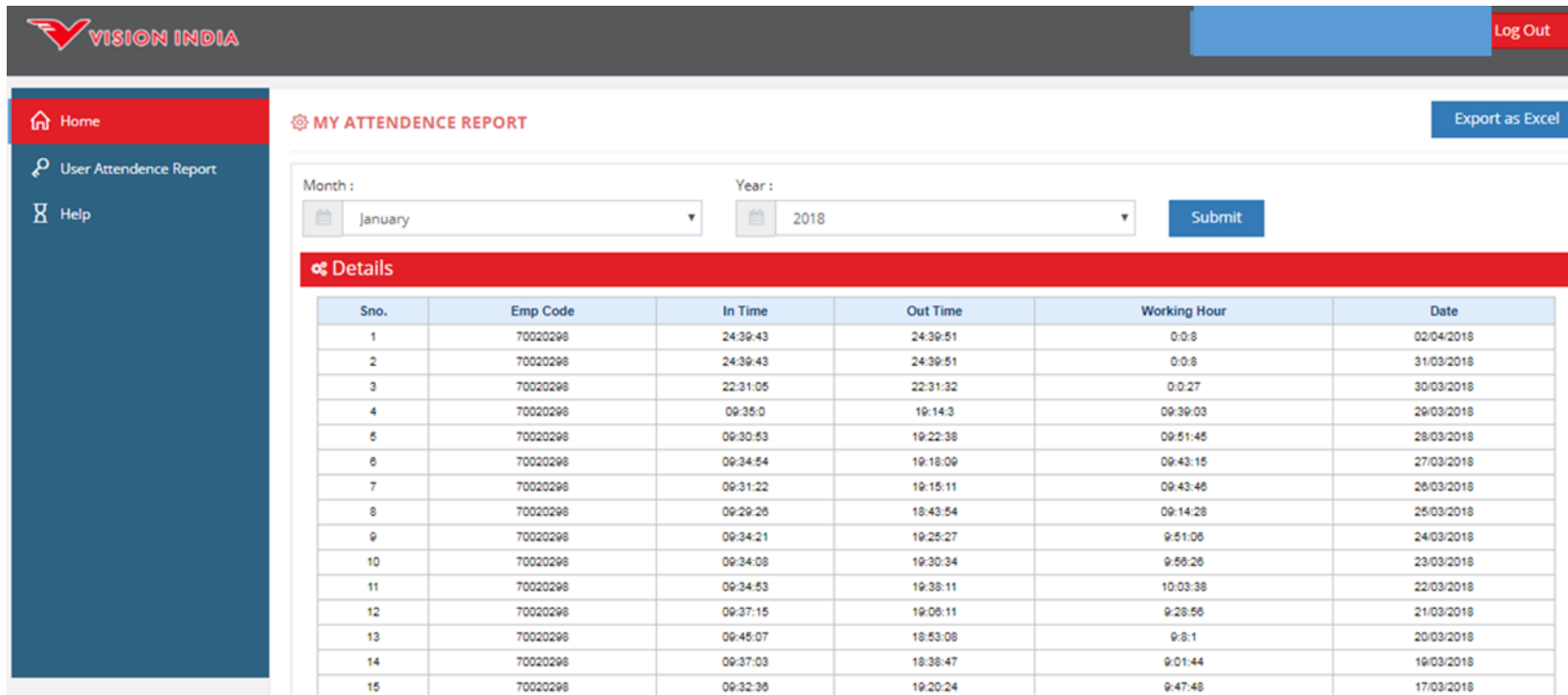
Anytime & Anywhere availability of this feature



Self Attendance Report

Employees can check/download self attendance report by login into:

http://www.visionindiaapp.in/visiontime/user_login.aspx



The screenshot shows the 'MY ATTENDANCE REPORT' page. It includes a navigation menu on the left with 'Home', 'User Attendance Report', and 'Help'. The main content area has a 'Log Out' button in the top right and an 'Export as Excel' button. Below these are dropdown menus for 'Month' (set to January) and 'Year' (set to 2018), with a 'Submit' button. A table titled 'Details' displays the following data:

Sno.	Emp Code	In Time	Out Time	Working Hour	Date
1	70020298	24:39:43	24:39:51	0:0:8	02/04/2018
2	70020298	24:39:43	24:39:51	0:0:8	31/03/2018
3	70020298	22:31:05	22:31:32	0:0:27	30/03/2018
4	70020298	09:35:0	19:14:3	09:39:03	29/03/2018
5	70020298	09:30:53	19:22:38	09:51:45	28/03/2018
6	70020298	09:34:54	19:18:09	09:43:15	27/03/2018
7	70020298	09:31:22	19:15:11	09:43:48	26/03/2018
8	70020298	09:29:26	18:43:54	09:14:28	25/03/2018
9	70020298	09:34:21	19:25:27	9:51:06	24/03/2018
10	70020298	09:34:08	19:30:34	9:56:26	23/03/2018
11	70020298	09:34:53	19:38:11	10:03:38	22/03/2018
12	70020298	09:37:15	19:06:11	9:28:56	21/03/2018
13	70020298	09:45:07	18:53:08	9:8:1	20/03/2018
14	70020298	09:37:03	18:38:47	9:01:44	19/03/2018
15	70020298	09:32:36	19:20:24	9:47:48	17/03/2018



Admin Panel

Employers can access Admin Panel by login into:

<http://www.visionindiaapp.in/VisionTime/>

VISION INDIA Welcome : Admin Log Out

- Home
- Daily Attendance Report
- Settings
- Add Employee
- View Employee
- Active/Inactive Emp Report
- Help

- ✓ **Check/Download employees attendance report**
- ✓ **Add, Update & View employee**
- ✓ **Update employee attendance records**



Comparison



Advantage	Attendance Type			
	Conventional (Register)	Bio Metric	Face Scanner	Vision Time
Mobility	x	x	x	✓
Auto Time, Date & Location	x	x	x	✓
Off Line Mode	x	x	x	✓
Secure	x	✓	✓	✓
Real Time Attendance	x	✓	✓	✓
Cost Effective	✓	x	x	✓